



# **WINTER.**

*We are cutting edge.*



## **Contact Us**

**800-294-6837**

**sales@winterequipment.com**

**@WinterEqCompany**

**@winterequipment**

**@Winter Equipment Co. Inc**

**WWW.WINTEREQUIPMENT.COM**

**WWW.WINTEREQUIPMENT.COM**



Largest North American manufacturer and supplier of high quality, innovative snowplow wear parts.



Snowplow industry professionals across the U.S. and Canada have turned to Winter® as their one source supplier. Why?

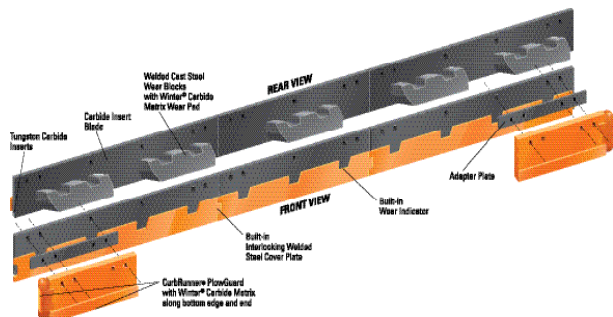
Winter® Equipment's innovative thinking, high quality product standards, and in-field problem solving is unmatched in the industry.

Winter® is staffed with the most knowledgeable people in the business. Using their industry experience, combined with innovative thinking, engineering, and breakthrough manufacturing techniques, we have developed a unique line of products designed to drastically reduce the snowplow industry's operating costs.

Our customers realize we deliver the highest quality and most innovative products available today. They know one of our snowplow experts will always be available to personally solve a maintenance problem. For decades, our products and unmatched customer service have set new standards in the snowplow industry.

## Why Winter® Equipment is recognized as the snowplow wear parts experts.

- We use innovative thinking and unmatched field experience to create revolutionary new product solutions.
- We don't put our name on a product unless it meets our unmatched quality standards.



\*A Winter® Equipment engineered system example.

[WWW.WINTEREQUIPMENT.COM](http://WWW.WINTEREQUIPMENT.COM)

# WINTER® EQUIPMENT SYSTEMS

## WHAT IS A WINTER EQUIPMENT SYSTEM?

- Everything you need for a complete blade change. Within one crate, you'll find the highest quality blades, guards, and hardware.
- Our customer's spoke- we listened. Winter has engineered 14 unique system designs to achieve the best results on all plow applications.
- There are over 2,000 systems installed throughout the United States and Canada.

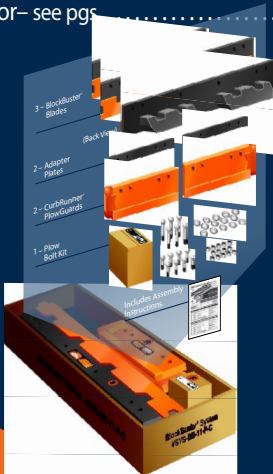
## WHAT SYSTEM IS RIGHT FOR YOU?

### If you're currently running...

- Carbide blades- see pgs. ....6-9, 22-23
- Steel blades- see pgs. .... 10-15, 24-25
- Rubber blades- see pgs. .... 16-17
- Articulating blades- see pgs. .... 20-21
- Underbody blades- see pgs. .... 18-19

### If you are a...

- DOT | Thruway- see pgs. ....6-9, 18-21
- Large County- see pgs. ....6-11, 18-19, 20-23
- County- see pgs. ....8-23
- Large City- see pgs. ....8-19, 22-25
- City | Township | Village - see pgs. ... 12-19, 22-25
- Contractor- see pgs. .... 30-33



## COMPONENTS OF YOUR CUTTING EDGE ENGINEERED SYSTEMS

### Winter® Carbide Insert Blade Systems

Best for applications requiring long runs and high speeds, such as highways and airport runways. These blades wear longer than any other type of blade, outlasting carbon steel blades by as much as 20:1. Great for reducing inventory and downtime. Six carbide insert blade system designs.



### Winter® Steel Blade Systems

These all-purpose, steel blades are cost-effective blades perfect for any number of surface applications. For highways, city streets, parking lots, and much more. Five steel blade system designs.



### Winter® Rubber Blade Systems

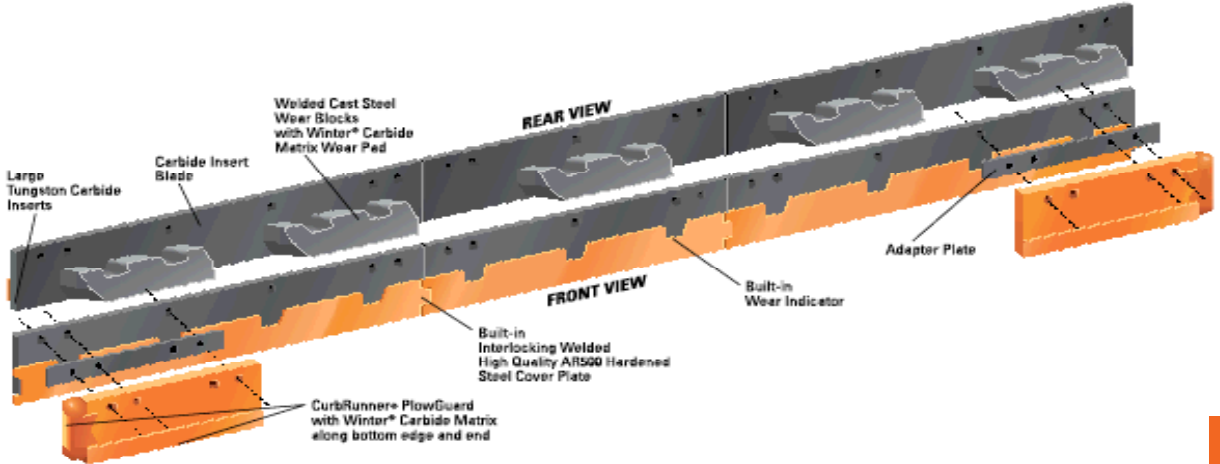
Our rubber blades are punched to allow maximum rubber usage. They are ideal for plowing over streets with lane markers or manhole covers. They also provide shock absorption, squeegee action and adapt to uneven surfaces.



### High Quality PlowGuards

Winter offers 3 unique guard designs available in various combinations to cater to specific wear needs.





## The Road Friendly Blade That's Built to Last

### PROVEN RELIABILITY

- **Increased Blade Life** - Each cutting edge contains carbide inserts measuring 1" tall, AR500 hardened steel cover, and moldboard shoes with a carbide matrix weld
- **Protection Against Premature Wear** - Two Winter® PlowGuards promotes even wear from end to end
- **Safe and Easy Installation** - Three and four foot interlocking blade sections replace back-breaking full-length cutting edges
- **Replace Piece by Piece Installation** - Pre-welded moldboard shoes and cover plates
- **Reduces Plow Blade Damage to Road Surfaces** - The wide footprint reduces the PSI impact load that causes costly road repairs.

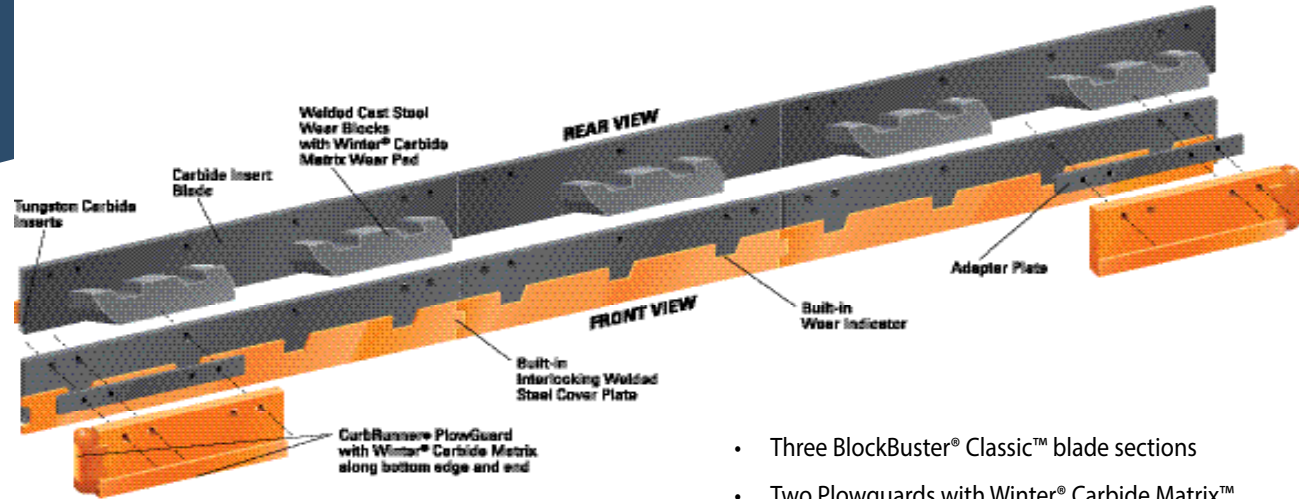
- Three BlockBuster® Classic™ XL blade sections
- Two Plowguards with Winter® Carbide Matrix™
- Two adapter plates for guard installation
- Two Nut & Bolt Kits
- Easy assembly and optional welding instructions included.



### • Hardware Included

Price Includes Prepaid Freight  
Complete system with one part number  
and in stackable and easy to store crate





## Reduce Downtime With Long Blade Life

### PROVEN RELIABILITY

- **Increased Blade Life** - The BlockBuster® Classic™ cutting edge system contains a total of 35lbs of carbide material in the blade, guards, and moldboard shoes
- **Protection Against Premature Wear** - Two Winter® PlowGuards promote even wear from end to end
- **Safe and Easy Installation** - Three and four foot interlocking blade sections replace back-breaking full-length cutting edges
- **Replace Piece by Piece Installation** - Pre-welded moldboard shoes and cover plates
- **Reduces Plow Blade Damage to Road Surfaces** - The wide footprint reduces the PSI impact load that causes costly road repairs

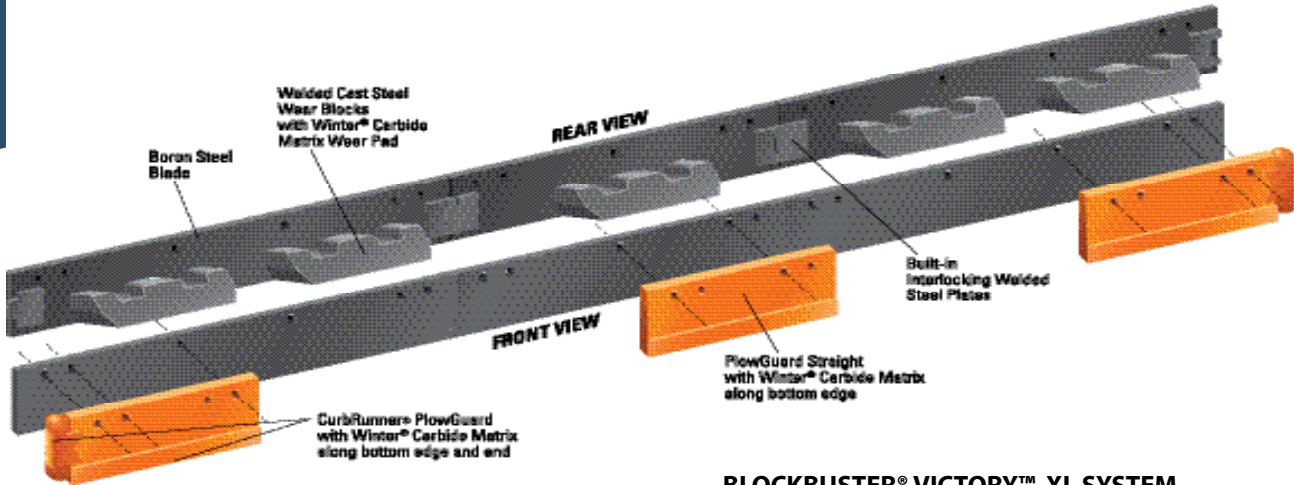
- Three BlockBuster® Classic™ blade sections
- Two Plowguards with Winter® Carbide Matrix™
- Two adapter plates for guard installation
- Two Nut & Bolt Kits
- Easy assembly and optional welding instructions included



BLOCKBUSTER® CLASSIC™  
\$5



- Hardware Included
- Price Includes Prepaid Freight
- Complete system with one part number
- In stock and easy to store crate



### BLOCKBUSTER® VICTORY™ XL SYSTEM INCLUDES :

- Three BlockBuster® Victory™ blade sections
- Two PlowGuards with Winter® Carbide Matrix™
- One Nut & Bolt Kit
- Easy assembly instructions included

## The Quality Standard for Steel Snowplow Blade Life

### REDUCED BLADE CHANGES

- **Increased Blade Life** - 8" tall boron steel system and moldboard shoes with Winter® Carbide Matrix™ weld
- **Protection Against Premature Wear** - Two Winter® PlowGuards promote even wear from end to end
- **Safe and Easy Installation** - Three and four foot interlocking blade sections replaces back-breaking full-length cutting edges
- **Protect Your Road Surface** - The wide footprint reduces the PSI Impact load that causes costly road repairs
- **Replace Piece by Piece Installation** - Pre-welded moldboard shoes



- Hardware Included
  - Systems Price Includes Prepaid Freight
- Order complete system with one part number  
stackable and easy to store crate



BLOCKBUSTER® VICTORY™ XL  
\$5


# PATRIOT™

## MADE IN AMERICA

### Hardened Serrated Steel System

STEEL SYS Remove Watermark Now

Serrated Plow Blade U.S. Patent No. - Patent Pending



## Tough, American Steel Snowplow Blades

### CARBIDE LIKE PERFORMANCE WITHOUT THE COST

- **Increased Blade Life** - Winter® Carbide Matrix™ wear bar along the rear edge of the blade provides “guard-like” protection from end to end
- **Serrated Edge** - Unique design and self-sharpening edge cuts through packed snow and ice
- **High-Quality Hardened Steel** - AR500 hardened steel tough enough to handle the roughest road conditions
- **Protection Against Uneven Wear** - One PlowGuard Straight to promote even wear from end to end
- **Safe and Easy Installation** - Three and four foot interlocking blade sections, replace back-breaking full-length cutting edges

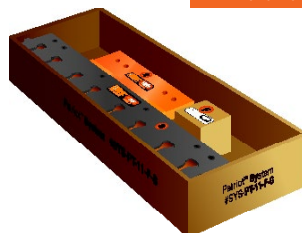
### PATRIOT™ CARBIDE MATRIX™ BLADE SYSTEM INCLUDES :

- Three Patriot™ Interlocking serrated blade sections.
- One Plowguard Straight with Winter® Carbide Matrix™
- One Nut & Bolt Kit
- Easy Assembly Instructions



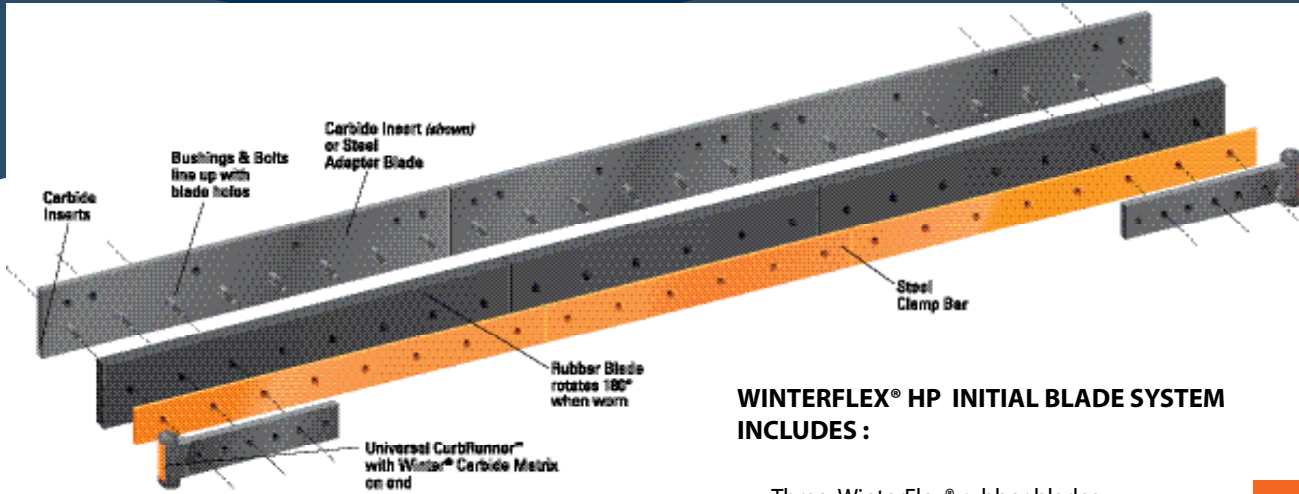
#### • Hardware Included

Price Includes Prepaid Freight  
Complete system with one part number  
In stackable and easy to store crate



WWW.WINTEREQUIPMENT.COM

PATRIOT™  
S



### WINTERFLEX® HP INITIAL BLADE SYSTEM INCLUDES :

- Three WinterFlex® rubber blades.
- Three carbide insert or steel backer blades.
- Two PlowGuard curbrunners.
- Two clamp bars.
- Two Nut & Bolt Kits.

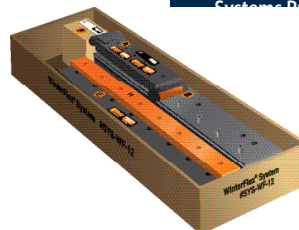
## The Simplest & Most Effective Rubber Blades

### EASY TO INSTALL

- **Highest Quality Material** - Grade II styrene-butadiene rubber made in a continuous press/cure form featuring 2 layers of high-performance synthetic fabric sheets and a textured finish.
- **Protection Against Premature Wear** - Two Winter® PlowGuards promotes even wear from end to end.
- **Safe and Easy Installation** - Four, five, and six foot flat rubber blade sections eliminate the hassle of standard rolled rubber.
- **Eliminates Wasted Material** - Unique reversible design provides two positive wear edges for maximum blade usage
- **Affordable Replacement** - WinterFlex® blades, guards and hardware are included in the replacement system. Adapter blades and inserts are reusable.



- **Hardware Included**  
System Price Includes Prepaid Freight  
Complete system with one part number  
Stackable and easy to store crate

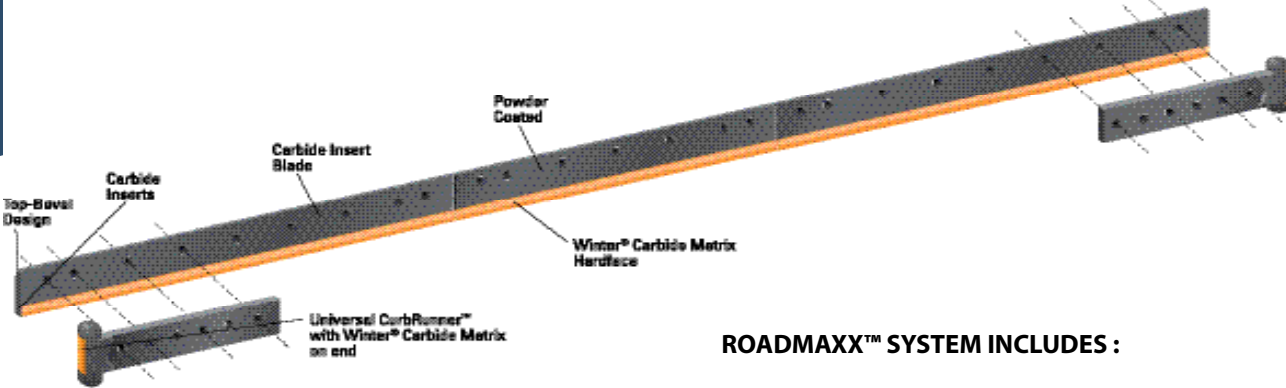




# ROADMAXX™ SYSTEM

Carbide Insert and Hard-Faced  
Underbody Blade System

UNDERBODY  Remove Watermark Now



## Hard-Faced Underbody Blades

### LONG-LASTING BLADES

- **Increased Blade Life** - The RoadMaxx™ is a carbide insert underbody blade strengthened with Winter® Carbide Matrix™ on the blade face
- **All Season Blade System** - High quality hardened steel provides toughness that can plow city streets, and cut or move earth on rough county roads eliminating blade changes from season to season
- **Protection Against Premature Wear** - Two Winter® PlowGuards promotes even wear from end to end
- **Top Bevel Feature** - Allows the blade to sit flush on the moldboard of an underbody or grader
- **Safe and Easy Installation** - Three and four foot interlocking blade sections replace back breaking full length cutting edges

### ROADMAXX™ SYSTEM INCLUDES :

- Three RoadMaxx™ blade sections
- Two Plowguards with Winter® Carbide Matrix™
- One Nut & Bolt Kit
- Easy assembly and optional welding instructions included
- Down pressure recommendation of 400 lbs PSI to prevent blade failure



ROADMAXX™




- **Hardware Included**
- **Complete System Price Includes Prepaid Freight**
- **Complete system with one part number**
- **Easy to store in stackable and easy to store crate**

# JOMA™ BLADE SYSTEM

The Quality Standard For Articulating  
Snowplow Blades

ARTICULATING Remove Watermark Now

## JOMA™ PERFORMANCE PACK



### REDUCES ROAD DAMAGE & DRIVER FATIGUE

- **Increased Blade Life** - Carbide insert castings encased in rubber contours to the road clearing to the surface
- **Protection Against Premature Wear** - Two Winter® PlowGuards promotes even wear from end to end
- **Safe and Easy Installation** - Three and four foot blade sections replace back-breaking full-length and piece by piece installation
- **Reduces Driver Fatigue and Truck Damage** - Minimizes vibration that causes drivers fatigue as well damage throughout the truck and distracting noise
- **Affordable Replacement** - Joma™ blades, guards and hardware are included in the replacement system

### ENHANCE YOUR JOMA™ BLADE

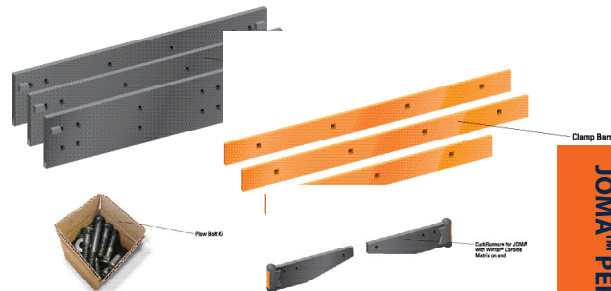
• **Steel or Carbide Insert Adapter Blades** - Steel or carbide insert adapter blades make mounting the Joma™ blades quick and easy, stabilizes the Joma™ blades, improving articulating action, and provides moldboard and Joma™ blade protection

- **Unique Curb Protection** - This CurbRunner is designed specifically for the Joma™ snowplow blade. The unique design allows the Joma™ blade to articulate against the road surface. The casting is embedded with Winter® Carbide Matrix™, providing ultimate curb protection



### JOMA™ PERFORMANCE PACK INCLUDES :

- Three Steel or Carbide Joma™ adapter blades
- Two PlowGuard Curbrunners
- Three clamp bars for blade and guard installation
- One Nut & Bolt Kit



### JOMA™ BLADE SYSTEM INCLUDES :

- Three carbide insert or steel backer blades
- Three articulating Joma™ blades
- Two Plowguard with Winter® Carbide Matrix™
- Three clamp bars for blade & guard installation
- Two Nut & Bolt Kits



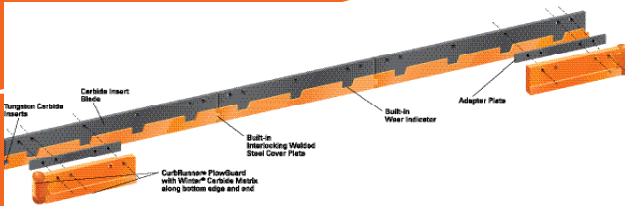
What's Included  
Price Includes Prepaid Freight  
Complete system with one part number  
in stackable and easy to store crate

WWW.WINTEREQUIPMENT.COM

JOMA™ PERFORMANCE PACK

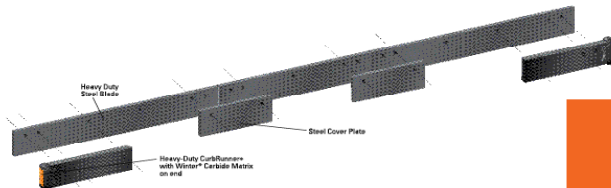
## RAZOR® SYSTEM

Carbide Insert System



## COMMON SENSE™ 6" SYSTEM

Complete Steel Snowplow Systems



### The Go-TO Snowplow Blade In All Conditions

#### ELIMINATE PIECE-BY-PIECE INSTALLATION

- **Hassle-Free Installation** - The steel cover blade with wear indicator is welded to the front of the interlocking carbide insert blade. Each Razor® blade comes in three and four foot sections, eliminating the use of full-length blades
- **Protection Against Premature Wear** - Two Winter® PlowGuards promote even wear from end to end
- **Aggressive cutting edge** - The steel cover blade self-sharpen as it wears, cutting through packed snow and ice

#### RAZOR® CARBIDE INSERT BLADE SYSTEM INCLUDES :

- Three interlocking Razor® blades
- Two Plowguards with Winter® Carbide Matrix™
- Two adapter plates for guard installation
- One Nut & Bolt Kit
- Easy assembly and optional welding instructions

• Hardware Included  
• Systems Price Includes Prepaid Freight  
• Complete system with one part number  
• In stackable and easy to store crate



### Complete Steel Snowplow Systems

#### SAFER FOR CREWS TO CHANGE

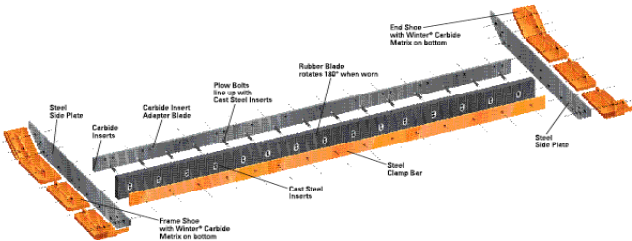
- **Increased Blade Life** - Steel blade sections combined with Winter® Plowguards will last 2.4 times longer than steel blades alone
- **Protection Against Premature Wear** - Two Winter® PlowGuards promote even wear from end to end
- **Safe and Easy Installation** - Five and six foot blade sections replace back-breaking full-length cutting edges

#### COMMON SENSE 6" SYSTEM INCLUDES :

- Two Common Sense™ steel blades
- Two Winter® Plowguards with Winter® Carbide Matrix™
- One Nut and Bolt kit

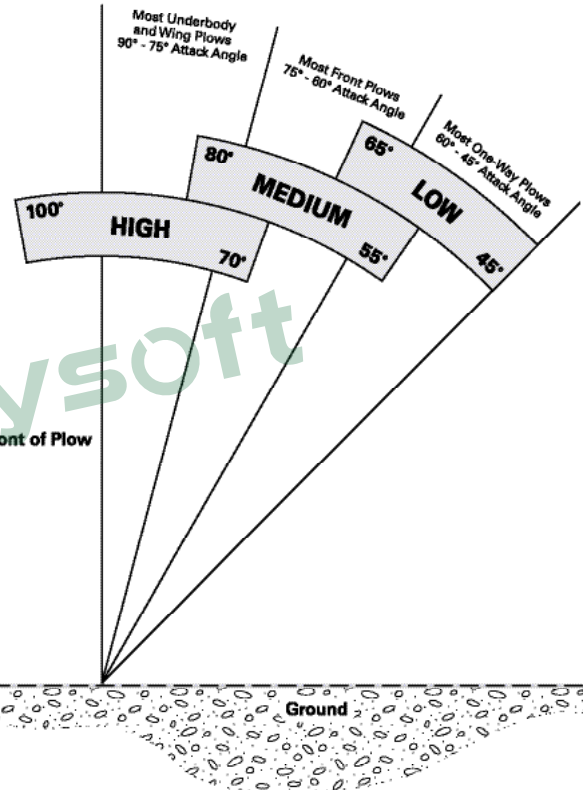
• Hardware Included  
• Systems Price Includes Prepaid Freight  
• Complete system with one part number  
• In stackable and easy to store crate





## Angle of Attack Guide

Use to check your plow blade Angle of Attack



- **SAFE AND EASY IN THE FIELD**
- **Unique Blade Design**
- Double punched flat rubber sections with reusable steel inserts replace the standard slotted design and reduces wasted caused by slipping. Multiple position inserts provide four positive wear edges for maximum blade usage.
- **Moldboard & Blade Protection**
- Adapter blades provide blade and moldboard protection.
- **High Wear Protection**
- Modular skid shoes filled with Winter® Carbide Matrix™ engineered to outlast standard shoes. Unique design allows for adjustments as wear occurs for maximum use of material.
- **Increase Productivity**
- Innovative design of the rubber blade and modular skid shoes allow for one-man installation and adjustments in the field.

### • WINTERFLEX™ PUSHERBOX BLADE SYSTEM INCLUDES

Three and four foot Winterflex™ HP rubber blades.

Adapter blades for installation of the Winterflex™ HP blades.

Modular skid shoes with carbide matrix weld.

Grade 8 Steel plow bolts, washers, and lock



- Hardware Included
- Systems Price Includes Prepaid Freight
- Order complete system with one payment
- Packaged in stackable and easy to store

1 = Low Angle / 65-45 Most One-Way Plows

F = Medium Angle / 80-55 Most Front Plows

W = High Angle (Wing) / 100-70 Most Underbody and Wing Plows



## System Part Number Abbreviations

### Guard Configurations

PS - PlowGuard Straight

PC - PlowGuard CurbGuard

PSCR - PlowGuard CurbRunner

JR - Junior

HC - Heavy Duty CurbGuard

DC - Standard CurbGuard

CR - Universal CurbRunner

### Systems Types

BB- BlockBuster® Classic

BBX- BlockBuster® XL

BBV- BlockBuster® Victory

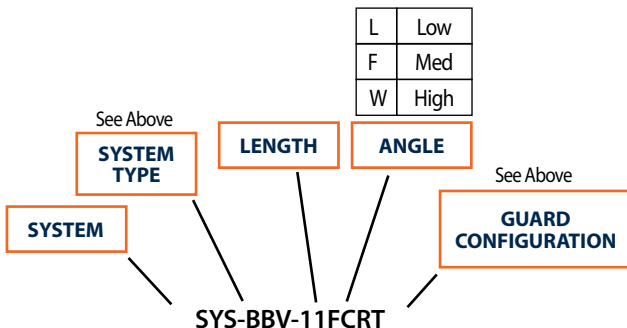
BBVX- BlockBuster® Victory XL

RZ - Razor®

WF - WinterFlex® HD

JM - Joma™

RM - RoadMaxx™



## System Guard Combinations

" "

2) PS  
Two Straight  
Guards



"CR"

1) PS +1) PSCR  
Straight Guard  
and One Right  
CurbRunner



"CR"

1) PS +1) PSCR  
Straight Guard  
and One Left  
CurbRunner



"C"

2) PSCR  
Two CurbRunners



"P"

2) PC  
Two CurbGuards



"PCF"

1) PC +1) PS  
Right CurbGuard  
and One Straight  
Guard



"PCF"


1) PC +1) PS  
Left CurbGuard  
and One Straight  
Guard



We deliver the highest quality, most innovative products available today. We use innovative thinking and unmatched field experience to create revolutionary new product solutions.

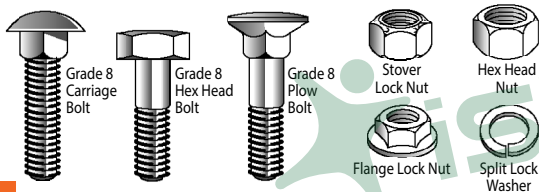
## Premium Plow Markers

Designed to stand up to the harshest environments and demanding working conditions. This Winter® Marker springs back, without damage. They are constructed of 3/4" high-impact polymer, reinforced with a 3/8" galvanized steel cable.



## Bolts, Nuts and Washers

High tensile strength steel, double heat-treated for extra long life – at a price you can't beat. Meet or exceed S.A.E. ratings. Available in stock.



## Spinners

Specially engineered polyurethane salt and sand spreader discs that last 6x longer than traditional metal spreading wheels. Tough, 90 Shore A hardness. No rust. No corrosion. Eliminates costly vane replacement. Fits any spreader box. Engineered for controlled dispersion.



Straight vane spinner  
Available in 12" - 24"

Clockwise or counter-clockwise  
Available in 12" - 24"

## Snowplow Deflectors

Quality rubber deflectors available in custom cut lengths.



Winter® cast steel plow shoes are the toughest shoes to hit the road. They are 30% lighter for easy handling. Plus, all models have an embedded unique Winter® Carbide Matrix™ wear pads.

Shoe breakage, experienced with standard cast iron shoes is greatly reduced with Winter® cast steel shoes.

Winter Carbide Matrix™ Wear Pads give long-life protection between the plow shoe and the road.



Replacement Line Indicator  
Able to access wear visually, quick and easily



## Front Main Plow Mold Board Shoe

U.S. Patent No. 7,836,615

With Winter Carbide Matrix™ Wear Pad  
Part #MB70301C



## Wing Plow Mold Board Shoe

U.S. Patent No. 7,836,615

With Winter Carbide Matrix™ Wear Pad  
Part #MB70331C



## Frame Shoe

U.S. Patent No. 7,836,615

With Winter Carbide Matrix™ Wear Pad  
Part #FS70531C



## Mushroom Shoe

U.S. Patent No. 7,836,615

With Winter Carbide Matrix™ Wear Pad  
Part #MS70231C



## Shoe Post Assembly

Part #MS3546BG



## Universal Mounting Plate

Part #MB30099

Part #MB30100



## **PlowGuard Straight**

Heavy plate steel with 6 lbs. of Winter® Carbide Matrix™ along complete length of bottom edge of steel bar for impact protection.

Available in 6" and 8".

\*PS



## **PlowGuard CurbGuard**

Same as PlowGuard Straight, with Winter® Carbide Matrix™ at blade end gives the ultimate protection against corner and moldboard wear.

Available in 6" and 8". (R or L)

\*PC



## **PlowGuard Jr.**

A shorter version of the PlowGuard Straight. Used anywhere along the blade to protect against wear.

Available in 6" and 8".

\*JR



## **Xtendor®**

Cast steel base with Winter® Carbide Matrix™ embedded along the bottom edge and end at point of impact. Designed for Meyer, Western, Boss and Fisher snowplows. (R or L)

\*KT



## **CurbRunner® PlowGuard**

Same as PlowGuard Straight, welded on steel casting with embedded Winter® Carbide Matrix™ that protects blade end.

Available in 6" and 8". (R or L)

\*PSCR



## **CurbRunner® (Universal)**

Heavy plate steel. Welded on steel casting, with embedded Winter® Carbide Matrix™ to protect blade end. Fits both right and left end of blade.

\*CR



## **CurbRunner® (JOMA)**

Heavy plate steel. Welded on steel casting, with embedded Winter® Carbide Matrix™ to protect blade end. Fits JOMA Articulating Blade System. (R or L)

\*CR



## **Heavy-Duty CurbRunner®**

Durable 3/4" steel with a welded steel casting with embedded Winter® Carbide Matrix™ for curb protection. Available for right or left side blade protection.

\*HCR



## **Heavy-Duty CurbGuard**

Tough 3/4" steel with unique Winter® Carbide Matrix™ for corner protection. Available for right or left side blade protection.

\*HC



## **Standard CurbGuard**

Good corner protection. Case hardened to RC 60 with tough structural steel core. 5/8" thick, 6" high (2 holes - L or R) or 8" high (6 holes - Reversible)

\*DC



			*	*	*	*	*
*		*	*	*	*	*	*
*	*	*	*	*	*	*	*